

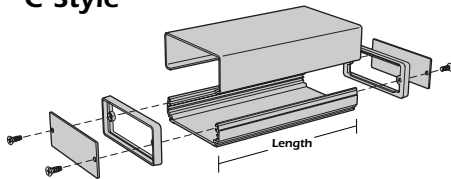
1. Determine the Family

MicroPak™ Enclosures for small, free-standing electronic instruments.

Simplicity and reasonable price are key features of the MicroPak family which utilizes a one- or two-piece tube with sealed ends chosen from a selection of end configurations. Each style provides a convenient way to mount printed circuit boards and interface other electronics. A choice of quality finishes makes it suitable for the finest of products.

2. Choose the Style

C Style

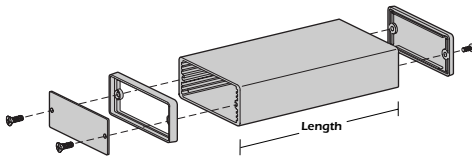


Extruded base with formed, slide-on cover. Shown with panel/bezel end configuration (both ends).

Standard (stocked) lengths – inch (metric)

N-Width	Q-Width	T-Width	W-Width
			.75 in (19.1 mm)
CN2			1.12 in (28.5 mm)
	CQ1 CE1 *	CT1	1.52 in (38.6 mm)
	CQ2 CE2 *	CT2	2.52 in (64.0 mm)
2.75 in (69.8 mm)	4.17 in (106.0 mm)	5.57 in (141.4 mm)	7.29 in (185.0 mm)
5.00 (127.0) 6.00 (152.4)	5.00 (127.0) 6.00 (152.4) 6.30 (160.0)*	5.00 (127.0) 6.00 (152.4) 7.00 (177.8) 8.50 (215.9)	9.00 (228.6)
			*Accepts 100 mm x 160 mm Eurocards.

D Style

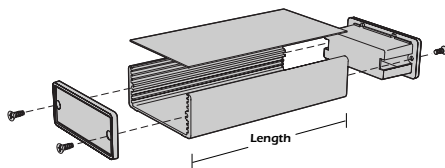


One-piece, seamless extruded tube. Shown with panel/bezel and solid end cap end configurations.

Standard (stocked) lengths – inch (metric)

N-Width	Q-Width	T-Width	W-Width
			.75 in (19.1 mm)
DN1			1.12 in (28.5 mm)
DN2	DQ0 *	DT0	1.52 in (38.6 mm)
	DQ1 *	DT1	2.52 in (64.0 mm)
2.75 in (69.8 mm)	4.17 in (106.0 mm)	5.53 in (140.4 mm)	7.29 in (185.0 mm)
3.00 (76.2) 4.00 (101.6) 5.00 (127.0) 6.00 (152.4)	5.00 (127.0) 6.00 (152.4) 6.30 (160.0)*	6.00 (152.4) 7.00 (177.8)	
			*Accepts 100 mm x 160 mm Eurocards.

E Style



Extruded base with slide-in flat panel. Shown with solid end cap and battery compartment end configurations.

Standard (stocked) lengths – inch (metric)

N-Width	Q-Width	T-Width	W-Width
			.75 in (19.1 mm)
EN1			1.12 in (28.5 mm)
EN2	EQ0 *	ET0	1.52 in (38.6 mm)
	EQ1 *	ET1	2.52 in (64.0 mm)
2.75 in (69.8 mm)	4.17 in (106.0 mm)	5.53 in (140.4 mm)	7.29 in (185.0 mm)
5.00 (127.0) 6.00 (152.4)	5.00 (127.0) 6.00 (152.4) 6.30 (160.0)*	6.00 (152.4) 7.00 (177.8)	
			*Accepts 100 mm x 160 mm Eurocards.

3. Finish the Job with Level 1 Customization...

Special Sizes

If our standard sizes don't work for you, special sizes are available.

The length (front to back) dimension of any **MicroPak** Enclosure is easily varied.

The width (left to right) and depth (front to back) of any **GrayBox** Enclosure are also easy to vary.

Machining/Inserts

Interfacing your electronics with your choice of enclosure requires the addition of mechanical features. Whether those features require **machining** (drilling, milling, punching, etc.) or the installation of **self-clinching inserts**, Lansing is well equipped and organized to respond to your needs in an effective and timely fashion and at a reasonable price.

Graphics/Special Finishes

Whether your final details call for **silkscreening** or **overlays**, Lansing is prepared to assist you with your graphic requirements – from the creation of artwork through execution. And in applications where it may be beneficial, **special finishes, colors** and **materials** (both conductive and nonconductive) can be considered.

Get Literature

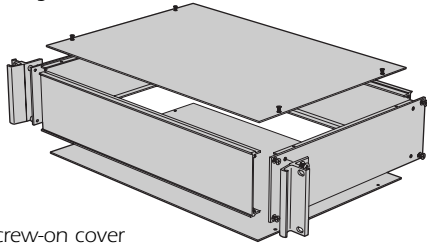
For in-depth product information, consult Lansing's literature. This literature package contains overall product descriptions, the range of choices and options, technical drawings with English and metric measurements, pricing, and a no-risk offer.

Electronic Instrument Enclosures

GrayBox™ Enclosures for rack-mounted or free-standing electronic instruments.

The GrayBox family offers strength and functionality at a reasonable price. Its rigid structural frame utilizes extruded aluminum modified I-beams, enclosed with sheet metal covers top and bottom. Part count is kept to a minimum, ensuring simplicity. Styling and finish are consistent with the concept of "industrial neat" design.

B Style

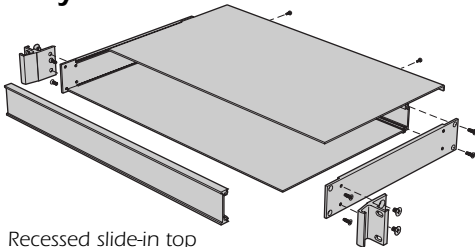


Screw-on cover design for rack-mounted or free-standing applications. Optional rack mounting ears.

B Style Available Sizes — Inch and mm Dimensions

HEIGHT	1U = 1.72" (43.7 mm)			2U = 3.47" (88.1 mm)			3U = 5.22" (132.6 mm)			
	FR	HR	QR	FR	HR	QR	FR	HR	QR	
BODY WIDTH	16.73	8.37	4.18	16.73	8.37	4.18	16.73	8.37	4.18	
inches	(424.9)	(212.6)	(106.2)	(424.9)	(212.6)	(106.2)	(424.9)	(212.6)	(106.2)	
mm										
DEPTH	6	*	*	*	*	*	*	*	*	
	8	*	*	*	*	*	*	*	*	
	10	*	*	*	*	*	*	*	*	
	12	*	*	*	*	*	*	*	*	
	14	*	*	*	*	*	*	*	*	
	16	*	*	*	*	*	*	*	*	
	18	*	*	*	*	*	*	*	*	
	20	*	*	*	*	*	*	*	*	
	22	*	*	*	*	*	*	*	*	
	mm									

P Style

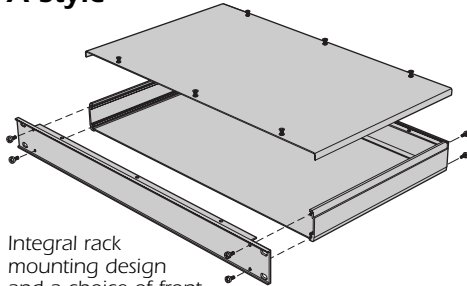


Recessed slide-in top cover design for rack-mounted and free-standing applications. Optional rack mounting ears.

P Style Available Sizes — Inch and mm Dimensions

HEIGHT	1U = 1.72" (43.7 mm)			2U = 3.47" (88.1 mm)			3U = 5.22" (132.6 mm)			
	FR	HR	QR	FR	HR	QR	FR	HR	QR	
BODY WIDTH	16.73	8.37	4.18	16.73	8.37	4.18	16.73	8.37	4.18	
inches	(424.9)	(212.6)	(106.2)	(424.9)	(212.6)	(106.2)	(424.9)	(212.6)	(106.2)	
mm										
DEPTH	6	*	*	*	*	*	*	*	*	
	8	*	*	*	*	*	*	*	*	
	10	*	*	*	*	*	*	*	*	
	12	*	*	*	*	*	*	*	*	
	14	*	*	*	*	*	*	*	*	
	16	*	*	*	*	*	*	*	*	
	18	*	*	*	*	*	*	*	*	
	20	*	*	*	*	*	*	*	*	
	22	*	*	*	*	*	*	*	*	
	mm									

A Style



Integral rack mounting design and a choice of front panel details. Full rack width only.

A Style Available Sizes — Inch and mm Dimensions

HEIGHT	1U = 1.72" (43.7 mm)			2U = 3.47" (88.1 mm)			3U = 5.22" (132.6 mm)			
	FR	HR	QR	FR	HR	QR	FR	HR	QR	
BODY WIDTH	17.67			17.67			17.67			
inches	(448.8)			(448.8)			(448.8)			
mm										
DEPTH	6	*	*	*	*	*	*	*	*	
	8	*	*	*	*	*	*	*	*	
	10	*	*	*	*	*	*	*	*	
	12	*	*	*	*	*	*	*	*	
	14	*	*	*	*	*	*	*	*	
	16	*	*	*	*	*	*	*	*	
	18	*	*	*	*	*	*	*	*	
	20	*	*	*	*	*	*	*	*	
	22	*	*	*	*	*	*	*	*	
	mm									

or Consider Level 2 Customization

Special Extrusions/Ends

Lansing enclosure designs are flexible – providing the opportunity to optimize individual components for your specific application. Imagine the advantages that **special extrusions** (MicroPak or GrayBox) or **special end caps** and **bezels** (MicroPak) can provide – simplified assembly, interface components, unique styling, integral graphics, etc. Contact Lansing to discuss your needs.

Even more...

Lansing enclosure designs have originated from real customer needs. We have an extensive experience base that we will share with you to find designs that address your requirements. We look forward to a candid discussion of your needs and the appropriateness of working with Lansing to meet them.

To receive your copy of Lansing's literature by priority mail, call us at **800-847-3535** or visit our website at www.lansing-enclosures.com.

LANSING

About Lansing Instrument Corporation


Lansing designs, manufactures and sells specialized enclosures for electronic instruments. We work with both large and small firms in an international market. Our sales are direct to our customers without an external sales force.

By being able to talk directly with you and then draw on our manufacturing experience and backgrounds in electrical and mechanical engineering, we can give you technical support both in the selection of the enclosure that best meets your needs and then in the design of custom details. Because you always deal with the people who actually make your enclosures, you receive high-quality products and services in a timely and cost-efficient manner.

We treat our customers with courtesy and respect, and we protect their confidentiality. We keep our promises.

We take exceptional pride in our designs and craftsmanship, even though our name is never visible on our enclosures. Once your product is secure within ours, the result reflects a unity of design and function that is uniquely yours.

How to Contact Lansing



Call us at:
800-847-3535
Anywhere in the U.S. or Canada
607-272-3265



Fax us at:
607-277-1953



Visit our website at:
www.lansing-enclosures.com

E-mail us at:
info@lansing-enclosures.com



Write us at:
Lansing Instrument Corp.
PO Box 730
Ithaca, NY 14851-0730