

Drawing shown is a B2F08 enclosure.

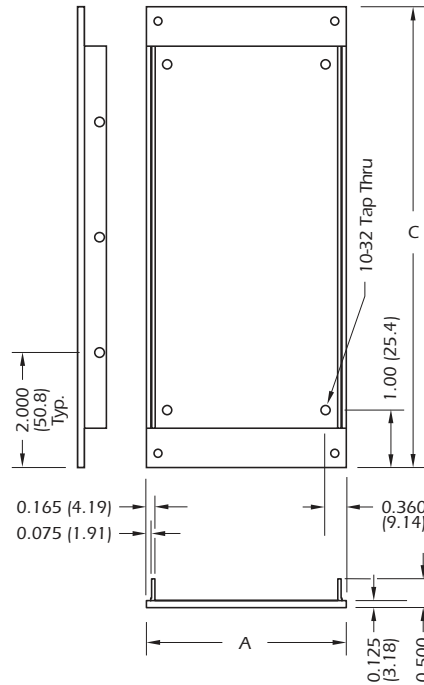
Technical Support

Contact us for assistance and answers to your questions. See page 6 for contact information.

Side View




Side Panel Detail (inside view)



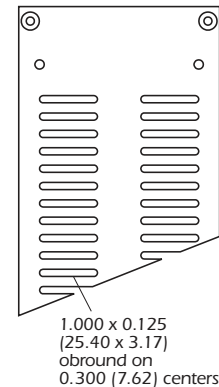
Ribbed Side Panel Detail (inside view)

Available B2 only.



Side Panel with Optional Vent Pattern

B2 Side (shown)



Note: B1 sides have one row of slots. B2 and B3 have two rows of slots.

Materials:

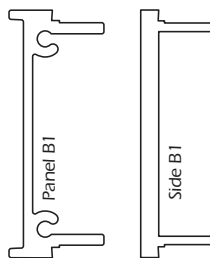
Front and Rear Panels:
Aluminum extrusions.

Side Panels:
Aluminum extrusions.

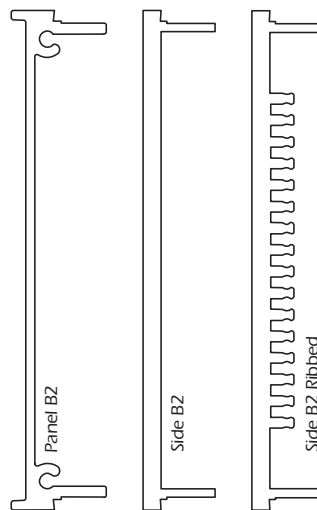
Covers:
(4-hole) Aluminum.
(6-hole) Vinyl-clad aluminum.

B Style Extrusions

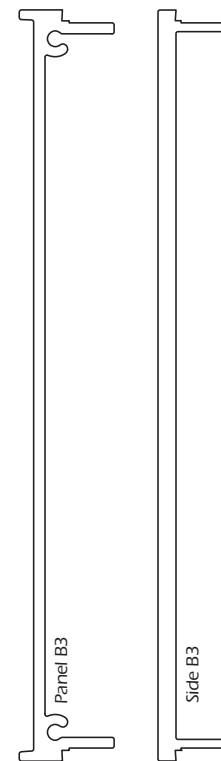
B1 Sizes



B2 Sizes



B3 Sizes



Technical Support

Contact us for assistance and answers to your questions. See page 6 for contact information.

**Inch Dimensions (in)****Table 1: Outline Dimensions (Stock Sizes)**

Style	A (Height)	B (Width)			C (Depth)	F (Panel Thickness)
		Full Rack	Half Rack	Quarter Rack		
B1	1.72	16.73	8.37	4.18	6.00 to 22.00 in 2-inch increments	0.060
B2	3.47					0.065
B3	5.22					0.080

Note: Dimensions shown above are stock sizes. Dimensions B and C can be varied to meet customer requirements.

Table 3: Interior Dimensions

Interior Height	"A" minus 0.150
Interior Width	"A" minus 0.250
Interior Depth B1	"C" minus 0.320
B2	"C" minus 0.330
B3	"C" minus 0.360

Note: Extrusions extend slightly into corner areas. See Drawings.

Table 2: Part Dimensions

Dim	Descriptions	Calculations
A	Enclosure Height	See Table 1
B	Enclosure Width	See Table 1
C	Enclosure Depth	See Table 1
D	Panel Width	"B" minus 0.240
E	Panel Height between Flanges	"A" minus 0.140
F	Panel Thickness	See Table 1
J	Cover Width (Top or Bottom)	"B" minus 0.280
K	Cover Depth	"C" minus 0.630
T	Cover Thickness	0.063

Table 4: Front or Rear Panel Overlays (Recommended Dimensions)

Overlay Height	"A" minus 0.160
Overlay Width	"B" minus 0.250

Metric Dimensions (mm)**Table 1: Outline Dimensions (Stock Sizes)**

Style	A (Height)	B (Width)			C (Depth)	F (Panel Thickness)
		Full Rack	Half Rack	Quarter Rack		
B1	43.69	424.94	212.60	106.17	152.4 to 558.8 in 50.8 mm increments	1.52
B2	88.14					1.65
B3	132.59					2.03

Note: Dimensions shown above are stock sizes. Dimensions B and C can be varied to meet customer requirements.

Table 3: Interior Dimensions

Interior Height	"A" minus 3.81
Interior Width	"A" minus 6.35
Interior Depth B1	"C" minus 8.13
B2	"C" minus 8.38
B3	"C" minus 9.14

Note: Extrusions extend slightly into corner areas. See Drawings.

Table 2: Part Dimensions

Dim	Descriptions	Calculations
A	Enclosure Height	See Table 1
B	Enclosure Width	See Table 1
C	Enclosure Depth	See Table 1
D	Panel Width	"B" minus 6.10
E	Panel Height between Flanges	"A" minus 3.56
F	Panel Thickness	See Table 1
J	Cover Width (Top or Bottom)	"B" minus 7.11
K	Cover Depth	"C" minus 16.00
T	Cover Thickness	1.60

Table 4: Front or Rear Panel Overlays (Recommended Dimensions)

Overlay Height	"A" minus 4.06
Overlay Width	"B" minus 6.35

Due to our continuing efforts to enhance our products, we reserve the right to change specifications without notice or obligation.